



FITTINGS FOR SOCKET WELDING

PVDF

ISO-BSP adaptor fittings



FITTINGS FOR SOCKET WELDING

Series of fittings designed for conveying fluids under pressure with a hot thread and weld connection system (socket welding).

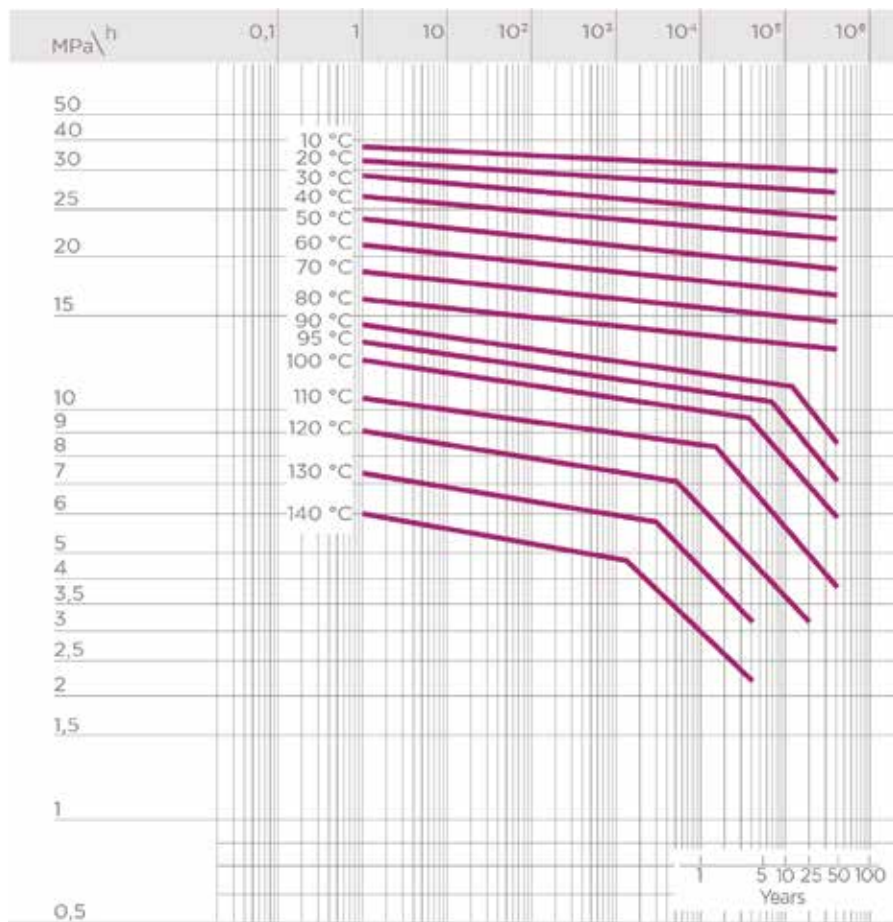
ISO-BSP ADAPTOR FITTINGS

Technical specifications	
Size range	d 20 ÷ 63 (mm); R 3/8" ÷ 2"
Nominal pressure	PN 16 with water at 20° C
Temperature range	-40 °C ÷ 140 °C
Coupling standards	Welding: EN ISO 10931. Can be coupled to pipes according to EN ISO 10931 Thread: ISO 228-1, DIN 2999
Reference standards	Construction criteria: EN ISO 10931 Test methods and requirements: EN ISO 10931 Installation criteria: DVS 2201-1, DVS 2207-15, DVS 2208-1
Fitting material	PVDF
Seal material	FKM

TECHNICAL DATA

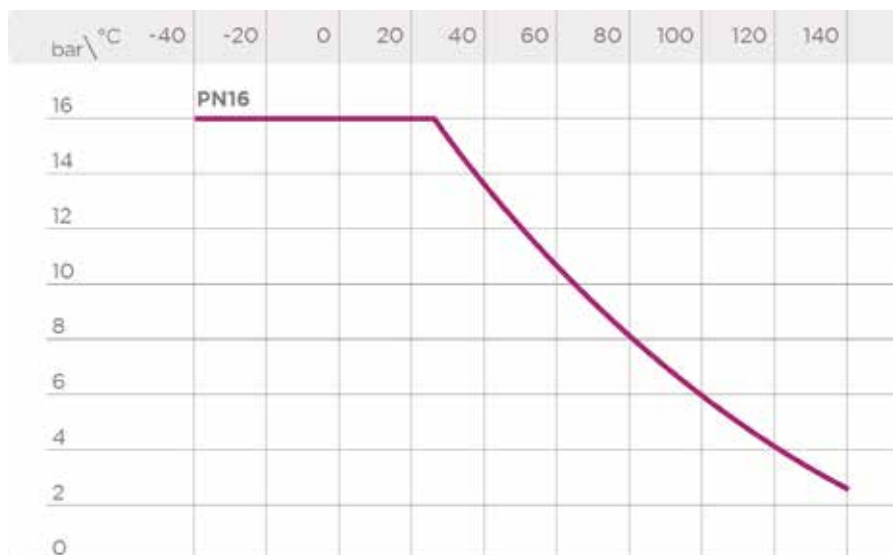
REGRESSION CURVES FOR FITTINGS IN PVDF

Regression coefficients according to ISO 10931 for MRS (minimum) = 25 N/mm² (MPa)



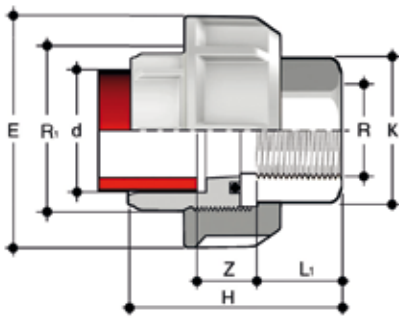
PRESSURE VARIATION ACCORDING TO TEMPERATURE

For water and non-hazardous fluids with regard to which the material is classified as CHEMICALLY RESISTANT. In other cases, a reduction of the nominal pressure PN is required.



The information in this leaflet is provided in good faith. No liability will be accepted concerning technical data that is not directly covered by recognised international standards. FIP reserves the right to carry out any modification. Products must be installed and maintained by qualified personnel.

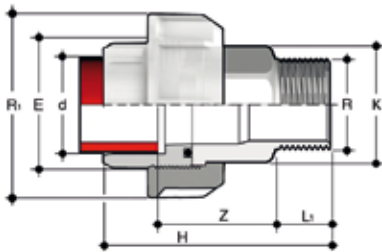
DIMENSIONS



BIFXF

Adaptor union in PVDF/STAINLESS steel for socket welding (d), BSP (R) threaded A316L STAINLESS steel female end with O-Ring in FKM

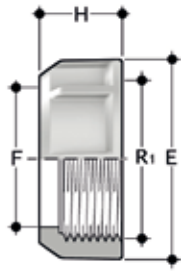
d x R	R ₁	PN	E	H	K	L ₁	Z	g	FKM code
20 x 1/2"	1"	16	47	48,5	25	16,5	18	139	BIFXF020012F
25 x 3/4"	1 1/4"	16	58	53,5	32	18,5	19	242	BIFXF025034F
32 x 1"	1 1/2"	16	65	57,5	38	19,5	20	333	BIFXF032100F
40 x 1 1/4"	2"	16	78	64,5	48	21,5	23	558	BIFXF040114F
50 x 1 1/2"	2 1/4"	16	85	78,5	55	23	32,5	700	BIFXF050112F
63 x 2"	2 3/4"	16	103	85,5	69	27	31,5	1200	BIFXF063200F



BIRXF

Adaptor union in PVDF/STAINLESS steel for socket welding (d), BSP (R) threaded A316L STAINLESS steel male end with O-Ring in FKM

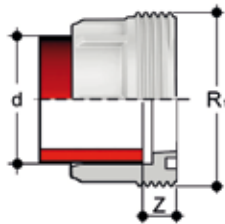
d x R	R ₁	PN	E	H	K	L ₁	Z	g	FKM code
20 x 1/2"	1"	16	47	65	25	13,5	37,5	139	BIRXF020012F
25 x 3/4"	1 1/4"	16	58	71,5	32	15	40,5	242	BIRXF025034F
32 x 1"	1 1/2"	16	65	78	38	17,5	42,5	333	BIRXF032100F
40 x 1 1/4"	2"	16	78	87	48	19,5	47,5	558	BIRXF040114F
50 x 1 1/2"	2 1/4"	16	85	95	55	19,5	52,5	700	BIRXF050112F
63 x 2"	2 3/4"	16	103	113,5	69	24	62,5	1200	BIRXF063200F



EFGF

Union nut with BSP thread for union types BIGF, BIFXF and BIRXF

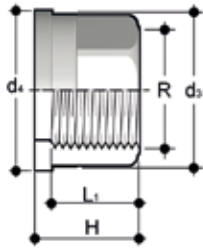
R	d BIGF	E	F	H	g	Code
1"	20	47	28	22	30	EFGF100
1 1/4"	25	58	36	25	46	EFGF114
1 1/2"	32	65	42	27	63	EFGF112
2"	40	78	53	30	90	EFGF200
2 1/4"	50	85	59	33	117	EFGF214
2 3/4"	63	103	74	38	188	EFGF234



F/BIGF

Union bush for socket welding, metric series

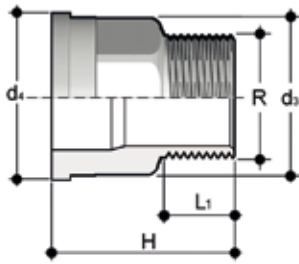
d	R ₁	PN	Z	g	Code
20	1"	16	12	16	FBIGF020
25	1 1/4"	16	12	27	FBIGF025
32	1 1/2"	16	12	38	FBIGF032
40	2"	16	14	62	FBIGF040
50	2 1/4"	16	16	74	FBIGF050
63	2 3/4"	16	18	141	FBIGF063



Q/BFX

Union end in A316L STAINLESS steel with female BSP thread

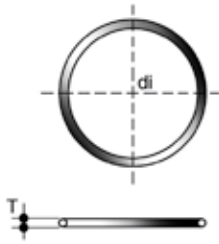
R	d ₁	d ₂	H	L ₁	g	Code
3/8"	22	24	21,5	13,5	34	QBFX038
1/2"	27,5	30,1	22,5	16,5	54	QBFX012
3/4"	36	38,8	25,5	18,5	104	QBFX034
1"	41,5	44,7	27,5	19,5	130	QBFX100
1 1/4"	53	56,5	30,5	21,5	234	QBFX114
1 1/2"	59	62,6	33,5	23	293	QBFX112
2"	74	78,4	38,5	27	520	QBFX200



Q/BRX

Union end in A316L STAINLESS steel with male BSP thread

R	d ₁	d ₂	H	L ₁	g	Code
3/8"	22	24	34,5	10,5	58	QBRX038
1/2"	27,5	30,1	39	13,5	95	QBRX012
3/4"	36	38,8	43,5	15	166	QBRX034
1"	41,5	44,7	48	17,5	226	QBRX100
1 1/4"	53	56,5	53	19,5	393	QBRX114
1 1/2"	59	62,6	56	19,5	491	QBRX112
2"	74	78,4	65,5	24	843	QBRX200



O-RING

Seals for union types BIGF, BIFXF and BIRXF

d union	C	di	T	EPDM code	FKM code
16	3062	15,54	2,62	OR3062E	OR3062F
20	4081	20,22	3,53	OR4081E	OR4081F
25	4112	28,17	3,53	OR4112E	OR4112F
32	4131	32,93	3,53	OR4131E	OR4131F
40	6162	40,65	5,34	OR6162E	OR6162F
50	6187	47	5,34	OR6187E	OR6187F
63	6237	59,69	5,34	OR6237E	OR6237F
75	6300	75,57	5,34	OR6300E	OR6300F
90	6362	91,45	5,34	OR6362E	OR6362F
110	6450	113,67	5,34	OR6450E	OR6450F